

Comparetheplatform.com **The Sandbox**

A new premium service giving platforms the ability to review pricing strategy and compare to actual platform fees.

All platforms have free access to their data in the CTP calculator. This allows platforms to ensure their data is always accurate and flag updates as and when they occur.

Old Mutual Wealth

Active from / to

From	To
15 Jun 2016	31 Dec 2019

Supported Funds Products

GIA	ISA	JISA	Sipp	Child sipp
<input checked="" type="checkbox"/>	<input checked="" type="checkbox"/>	<input type="checkbox"/>	<input checked="" type="checkbox"/>	<input type="checkbox"/>

Supported Exchange-traded Products

GIA	ISA	JISA	Sipp	Child sipp
<input type="checkbox"/>	<input type="checkbox"/>	<input type="checkbox"/>	<input type="checkbox"/>	<input type="checkbox"/>

All platform/custody fees min/max

Funds only platform/custody fees min/max

Exchange-traded instruments only platform/custody fees min/max

Use this to cap total platform/custody fees for both funds and exchange-traded instruments

This will take precedence over "All Platform/custody fees min/max"

This will take precedence over "All Platform/custody fees min/max"

Min	Max
£	£

Min	Max
£	£

Min	Max
£	£

Platform/custody fees

Name	Investment Type	Type	Tiered	AUA from	AUA to	GIA	ISA	JISA	Sipp	Child Sipp	VAT	Remove
Tier 1	Fund	Ad valorem	<input checked="" type="checkbox"/>	£ 0	£ 24,999	% 0.50	% 0.50	%	% 0.50	%	<input type="checkbox"/>	Remove
Tier 2	Fund	Ad valorem	<input checked="" type="checkbox"/>	£ 25,000	£ 99,999	% 0.35	% 0.35	%	% 0.35	%	<input type="checkbox"/>	Remove
Tier 3	Fund	Ad valorem	<input checked="" type="checkbox"/>	£ 100,000	£ 499,999	% 0.30	% 0.30	%	% 0.30	%	<input type="checkbox"/>	Remove
Tier 4	Fund	Ad valorem	<input checked="" type="checkbox"/>	£ 500,000	£ 999,999	% 0.25	% 0.25	%	% 0.25	%	<input type="checkbox"/>	Remove
Tier 5	Fund	Ad valorem	<input checked="" type="checkbox"/>	£ 1,000,000	£	% 0.15	% 0.15	%	% 0.15	%	<input type="checkbox"/>	Remove

ADD ROW



Sandbox functionality



Old Mutual Wealth Sandbox

Old Mutual Wealth

Active from / to

From	To
15 Jun 2016	31 Dec 2019

Supported Funds Products

GIA	ISA	JISA	Sipp	Child sipp
<input checked="" type="checkbox"/>	<input checked="" type="checkbox"/>	<input type="checkbox"/>	<input checked="" type="checkbox"/>	<input type="checkbox"/>

Supported Exchange-traded Products

GIA	ISA	JISA	Sipp	Child sipp
-----	-----	------	------	------------

The premium sandbox service is available in the same way as the back-end data.

Scenario planning



ADD NEW DELETE

Old Mutual Wealth Sandbox

Scenario 1 Scenario 2 Scenario 3 Scenario 4 Scenario 5 Scenario 6 Scenario 7 Scenario 8 Results

Active from / to

From	To
2016-06-15	2019-12-31

Supported Funds Products

GIA	ISA	JISA	Sipp	Child sipp
<input checked="" type="checkbox"/>	<input checked="" type="checkbox"/>	<input type="checkbox"/>	<input checked="" type="checkbox"/>	<input type="checkbox"/>

The sandbox allows platforms to add up to 10 scenarios to compare and contrast.

Scenario planning 1



ADD NEW

DELETE

The Sandbox provides immediate rankings for pre-defined portfolio sizes.

Old Mutual Wealth

Sandbox

Scenario 1	Scenario 2	Scenario 3	Scenario 4	Scenario 5	Scenario 6	Scenario 7	Scenario 8	Results	
INVESTMENT	SCENARIO 1	SCENARIO 2	SCENARIO 3	SCENARIO 4	SCENARIO 5	SCENARIO 6	SCENARIO 7	SCENARIO 8	
£100,000	?	12	21	1	12	25	25	24	13
£500,000	?	18	19	2	18	4	25	25	19
£1,000,000	?	18	19	2	18	2	23	25	11
£5,000,000	?	17	10	2	17	2	18	25	14

Best option across
all portfolio sizes




Best option for
larger case sizes

Scenario planning 2



The Sandbox allows you to run portfolios against actual platform data and see how you would compare to other platforms.

Shows how scenarios are positioned in relation to other platforms.

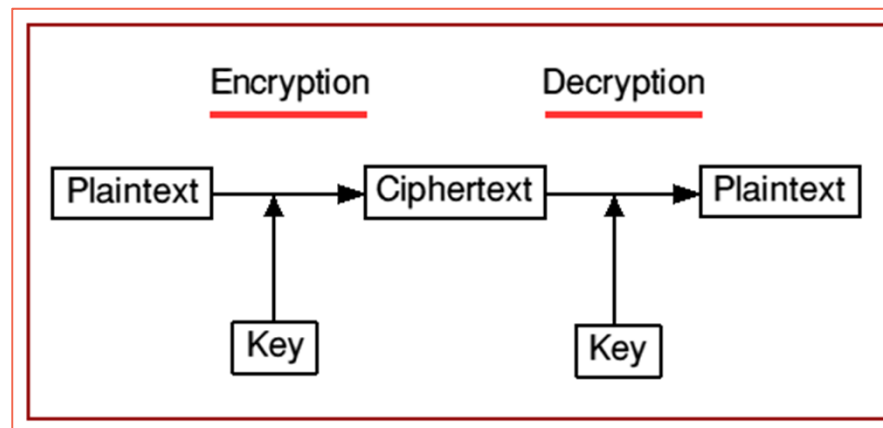
PLATFORM	PLATFORM FEE	RECOMMENDED FUNDS LIST AVAILABLE	OUR RATING	MORE INFO	LINK
 Alliance Trust Savings	£571.80 SHOW CALCULATION	×	●●●●●	PLATFORM INFO	VISIT THE WEBSITE
3	£762.50 SHOW CALCULATION	×	●●●●●	PLATFORM INFO	VISIT THE WEBSITE
5	£1,000.00 SHOW CALCULATION	×	●●●●●	PLATFORM INFO	VISIT THE WEBSITE
 Hubwise PLATFORM	£1,017.00 SHOW CALCULATION	×	●●●●●	PLATFORM INFO	VISIT THE WEBSITE
 AEGON	£1,214.98 SHOW CALCULATION	×	●●●●●	PLATFORM INFO	VISIT THE WEBSITE

Encryption



Advanced Encryption Standard (AES) will be implemented, which will encrypt platform data using a secret key. The data is stored and backed up in its encrypted format. In addition, encrypted data can only be accessed through CompareThePlatform by authorised users.

Comparetheplatform will have a decryption mechanism using the same secret key. The secret key will be managed at the instance level, ie a separate key for each instance. Below is a high-level diagram explaining the encryption mechanism:



Pricing and enquiries

The platform sandbox is priced at **£7,500 + VAT** per year for an unlimited number of users.

For periodic reviews of your pricing strategy, the Sandbox can be accessed in blocks of three months for a fee of **£3,000 + VAT**.

If you'd like a test run or have any queries, please get in touch.

Bella@fundscape.co.uk or 020 7720 1183.

